



LUX LUTHIER LLC

SELECTED REPAIR & RESTORATION PROJECTS

Lux Luthier LLC Is A One-Person, Detail-Driven Guitar Workshop In Denver, Colorado.

My Name Is Denis Sweeney. I Specialize In Precision Repairs, Thoughtful Restorations, And Custom Builds Crafted Around A Player's Needs. Every Instrument Receives The Same Careful Attention: A Craftsman's Eye, A Player's Perspective, And A Focus On Tone, Feel, And Long-Term Reliability.

This Portfolio Showcases Selected Projects—From Subtle Playability Improvements To Complex Structural Repairs And Full Builds. Each Instrument Is Treated With Care, Respect, And A Commitment To Clear, Measurable Results.

TABLE OF CONTENTS

1. INTRO PAGE
2. - 3. TELECASTER BUILD — RAW BODY TO RELIC
4. VINTAGE BASS REFURBISH
5. - 7. ASPEN ACOUSTIC REPAIR SUITE
8. TAYLOR 114CE — CRACK HUMIDIFICATION + REPAIR
9. - 10. MARTIN D-15M — PUNCTURE REPAIR /FINISH RESTORATION
11. VINTAGE PARLOR — BRIDGE REPLACEMENT & SETUP
12. CUSTOM JAZZMASTER BUILD
13. CLOSING PAGE & CONTACT INFO



TELECASTER BUILD

RAW BODY TO RELIC FINISH

This Build Began With An Unfinished Ash Body. I Shaped, Sanded, Grain-Filled, And Lacquered The Instrument Using A Multi-Stage Nitrocellulose Relic Process. The Goal Was A Naturally Worn, Vintage-Correct Look While Maintaining Structural Integrity.

Work Included:

- **Ash Body Preparation And Leveling**
- **Nitrocellulose Lacquer Application**
- **Controlled Relic Finishing (Body And Hardware)**
- **Full Electronics Installation**
- **Neck Shaping And Oil Finish**
- **Final Setup And Playability Optimization**



TELECASTER BUILD

COMPLETED TELECASTER BUILD

Final Assembly Included Clean Wiring, Compensated Saddles, Neck Finishing, And A Complete Pro Setup. The Guitar Was Dialed In For Smooth Bends, Stable Tuning, And Classic Tele Character.



VINTAGE BASS REFURBISH

STRUCTURAL & COSMETIC REFURBISHMENT — GLOBAL BASS, LATE 1960S

This Late-'60s Bass Needed Structural Reinforcement, Cleaning, Fretwork, And Full Electronics Rehab. The Goal Was To Stabilize The Instrument While Preserving Its Vintage Character.



Work Included:

- **Deep Cleaning And Hardware Restoration**
- **Neck Relief And Truss Adjustments**
- **Electronics Troubleshooting And Repair**
- **Fretboard Cleaning And Conditioning**
- **Full Setup With New Strings**



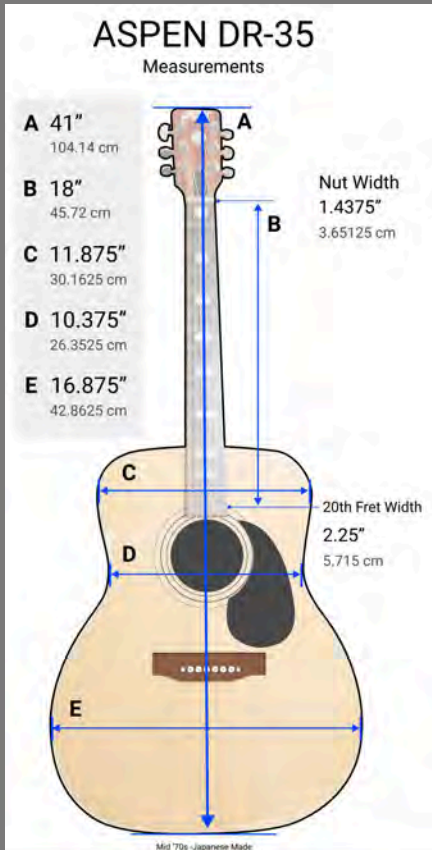
Completed Guitar

4

ASPEN AD-35 ACOUSTIC

MULTI-STAGE RESTORATION

This Aspen Dreadnought Required Extensive Structural And Cosmetic Work, Including A Neck Reset, Headstock Crack Repair, Bridge Reglue, Fretboard Restoration, And Full Setup.



Condition:

This guitar had Martin-style X bracing, and the same beautiful 3-piece, wedge shaped, back as the Martin D35

Specs

Top: Sitka Spruce

Sides and Back: Rosewood

Neck: Mahogany

Fretboard: Rosewood

Nut: Bone




The guitar features Martin-style X-bracing and a beautiful three-piece wedge back similar to a D-35.

ASPEN DREADNOUGHT

HEADSTOCK CRACK REPAIR — STRUCTURAL REINFORCEMENT

A Long Crack Had Formed Behind The Nut Due To Impact. I Opened The Fracture, Cleaned The Joint, Applied Hot Hide Glue, And Clamped It For A Full Cure. Afterwards, The Area Was Sanded, Tinted, And Refinished To Blend Into The Original Wood Tone.



Result:

A clean, structurally sound joint with improved stability and minimal visual evidence of the repair.

ASPEN DREADNOUGHT


BRIDGE REGLUE & SOUNDBOARD CLEANING

The Bridge Was Lifting Significantly From The Top. I Removed It, Cleaned And Leveled The Soundboard, And Reinstalled The Bridge Using High-Strength Wood Adhesive And Controlled Clamping Pressure.

Debris And Buildup Around The Area Were Safely Removed, Restoring The Appearance Without Harming The Finish.

Acoustic guitar bridge reset

BEFORE



AFTER



Final Outcome:

Secure bridge adhesion, improved tonal response, and a clean, restored top surface.

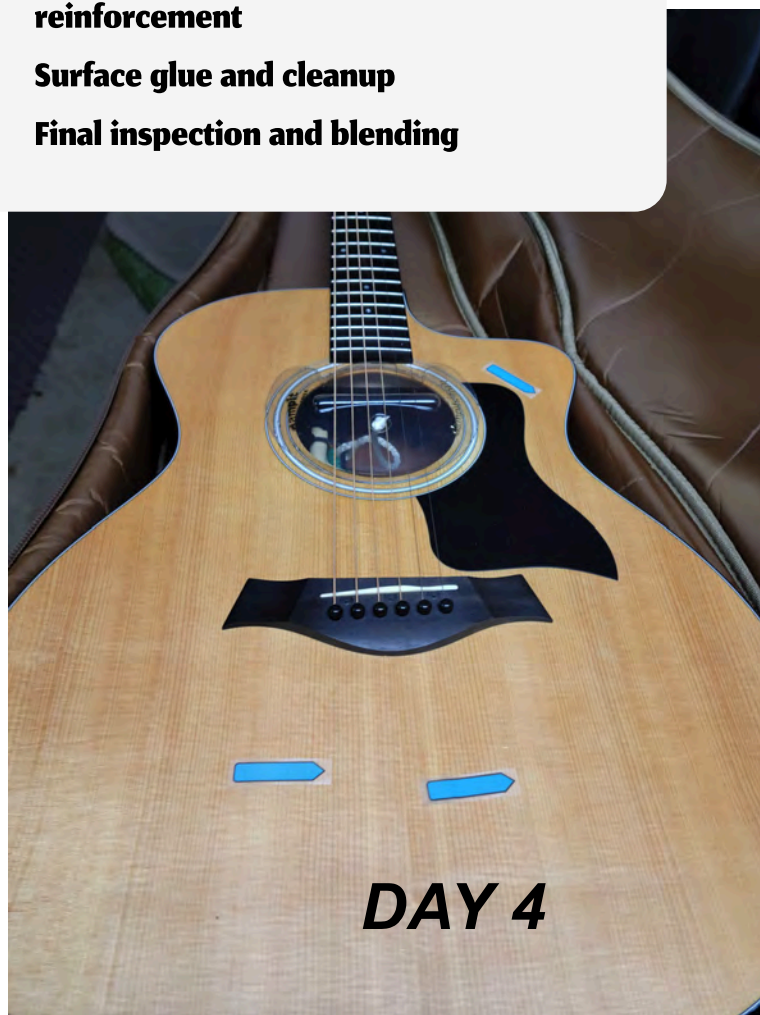
TAYLOR 114CE

CRACK HUMIDIFICATION & INTERNAL CLEATING

This Taylor arrived with three major top cracks caused by extreme dryness. Over four days, I slowly reintroduced humidity using Dampits in a closed case, allowing the cracks to close naturally.

Repair Steps

- **Controlled humidification (Days 1-4)**
- **Crack closure monitoring**
- **Internal cleats for long-term reinforcement**
- **Surface glue and cleanup**
- **Final inspection and blending**



Result:


Cracks are structurally supported and visually minimized.

MARTIN D-15M

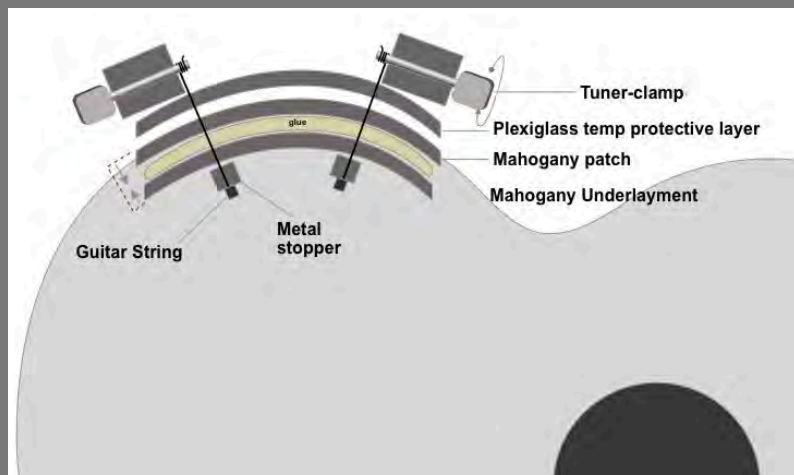
PUNCTURE DAMAGE EVALUATION

Description

This guitar arrived with a deep puncture on the bass-side lower bout. The impact removed wood fibers and damaged the finish. I documented the damage, then planned a restoration involving wood reconstruction, sanding, and finish matching.



Clamping Diagram ▾



‘Before’
Photo >



MARTIN D-15M

REBUILD, SANDING, STAINING & FINISH RESTORATION

Description

Using color-matched mahogany stock, I rebuilt the damaged area with layered fills and careful shaping. Once leveled and sanded, I applied custom-tinted stain and a multi-step finish process to match the original sheen.



Finish Work Started ^

Blending The Patch v



Completed Guitar

Outcome:

A solid structural repair that blends naturally with the surrounding mahogany grain, giving the guitar many more years of reliable music-making.

VINTAGE PARLOR ACOUSTIC

BRIDGE REPLACEMENT & SETUP

This early-20th-century (~1930s) parlor guitar required a hand-carved bridge, new bone nut and saddle, fretboard cleaning, and a full setup. Care was taken to preserve the guitar's historic character while restoring playability.

Completed Work

- **Hand-Carved Bridge Replacement**
- **Bone Nut And Saddle**
- **Fretboard Cleaning And Hydration**
- **Action And Intonation Setup**
- **Structural Inspection**



CUSTOM JAZZMASTER BUILD

ELECTRONICS, HARDWARE, ASSEMBLY & SETUP

This Jazzmaster-style build included pickup installation, a full wiring overhaul, hardware upgrades, shielding, fretboard conditioning, and complete setup. The goal was a low-noise, highly playable instrument tailored to the client.



Completed Guitar



Highlights

- **Shielded Cavities And Wiring Channels**
- **Premium Pickup Install With Clean Routing**
- **New Bridge, Tremolo Adjustments, And Hardware Fitting**
- **Full Setup: Truss, Action, Intonation, And Trem Calibration**
- **Polished Frets And Conditioned Fretboard**





LUX LUTHIER LLC

Guitar Repair/Custom Builds in Denver

Book a repair or setup:

www.luxluthier.com/book

Thank You For Taking The Time To Review My Work. If Your Guitar Needs Repairs, A Setup, Or You're Considering A Custom Build, I'm Happy To Talk Through Options And Provide Clear Recommendations.

For Estimates Or Scheduling, Please Reach Out Anytime—Or Book Directly Through My Website.

Denis Sweeney

Lux Luthier LLC

3550 N Saint Paul Street

Denver, CO 80205

(720) 984-1139

www.luxluthier.com

[instagram.com/realluxluthier](https://www.instagram.com/realluxluthier)



www.luxluthier.com/portfolio

